

Grand Stands: *Accessories*

9550MR Mouse Gel Pam Rest

- Kidney shaped gel palm rest
- Use with mouse attachment for Milan, ET2, ET3, "Lady Bug" Platform

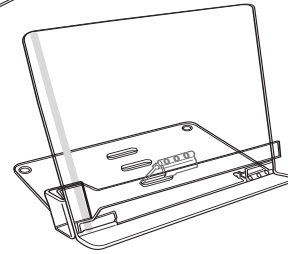
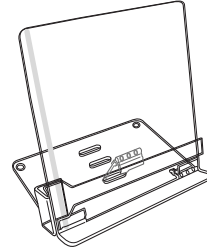


List: **24.00**

ACH-10 Document Holder with line guide

- Clear acrylic freestanding
- 10" x 10" for single sheet of paper
- Adjustable line guide and 3 position angle adjustment

List: **95.00**



ACH-18 Document Holder with line guide

- Clear acrylic, freestanding
- 18" x 10" for double page or report sized sheets of paper
- Adjustable line guide and 3 position angle adjustment

List: **105.00**

21400 Mouse Attachments: can be added to Grand Stands 20" Milan or Grand II 21 " Platforms.

- Teardrop shaped, 1/4" thick platform with Micro-mousing surface
- Wire mouse guard mountable in two positions

21450-S Swivel Mouse Attachment

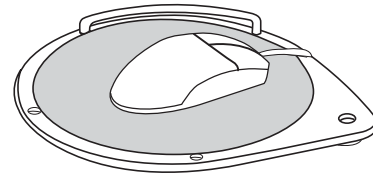
List: **84.00**

21450-ST Swivel / Tilt Mouse Attachment

List: **100.00**

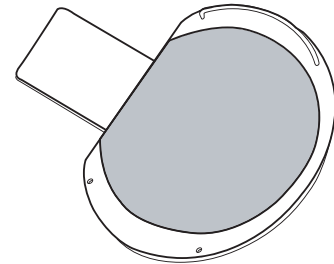
214-10K Over 10 Key, Swivel / Tilt Mouse Attachment

List: **112.00**



Slide-Lock Mouse Attachments: can be added to Grand Stands ET2, ET3 and "Lady Bug" tray and 1/4" thick platforms from most manufacturers. (Patent pending)

- Tray adjusts without a tool.
- infinite mouse positions - left or right hand mousing provides rock-solid stability
- 7 3/4" wide mouse surface with metal mouse bar and microfilm mousing surface
- Ultra strong 1/4" thick phenolic life-time material



400ET4 Mouse Tray

- 1/4" above keyboard surface
- List: **98.00**

600ET3 Mouse Tray

- 3/4" above keyboard surface
- List: **112.00**

6105CW Adjustable Radius Corner Wedge

- Fits work surfaces with up to 1 1/2" front edge
- 19 1/2" W x 10 1/4" D
- * Creates larger corner work area

List: **145.00**

6108CW Adjustable Radius Corner Wedge

- Fits work surfaces with up to 1 1/2" front edge
- 8 1/2" W x 5 1/4" D
- Allows user to stay closer to corner work area
- Smallest corner wedge available / works with Easy-Lift and Lady Bug platform

List: **95.00**

